

Video record from computer monitor

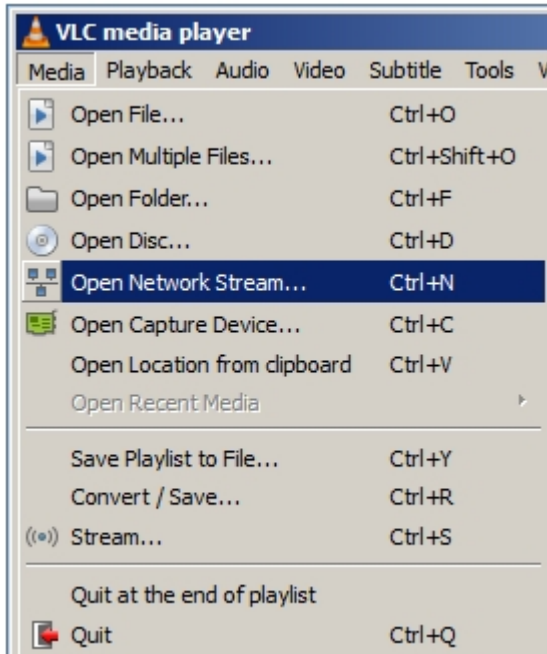
Record of video from computer monitor is performed to control operator actions. Video from computer monitor can be transmitted to the Intellect software package by general protocols using external programs, for example:

1. By RTSP protocol using the VLC Media Player which is available to download from the <http://www.videolan.org/vlc/> web-site.
2. By ONVIF protocol using the ScreenOnvif program which can be got in the <http://screenonvif.com/en> web-site.

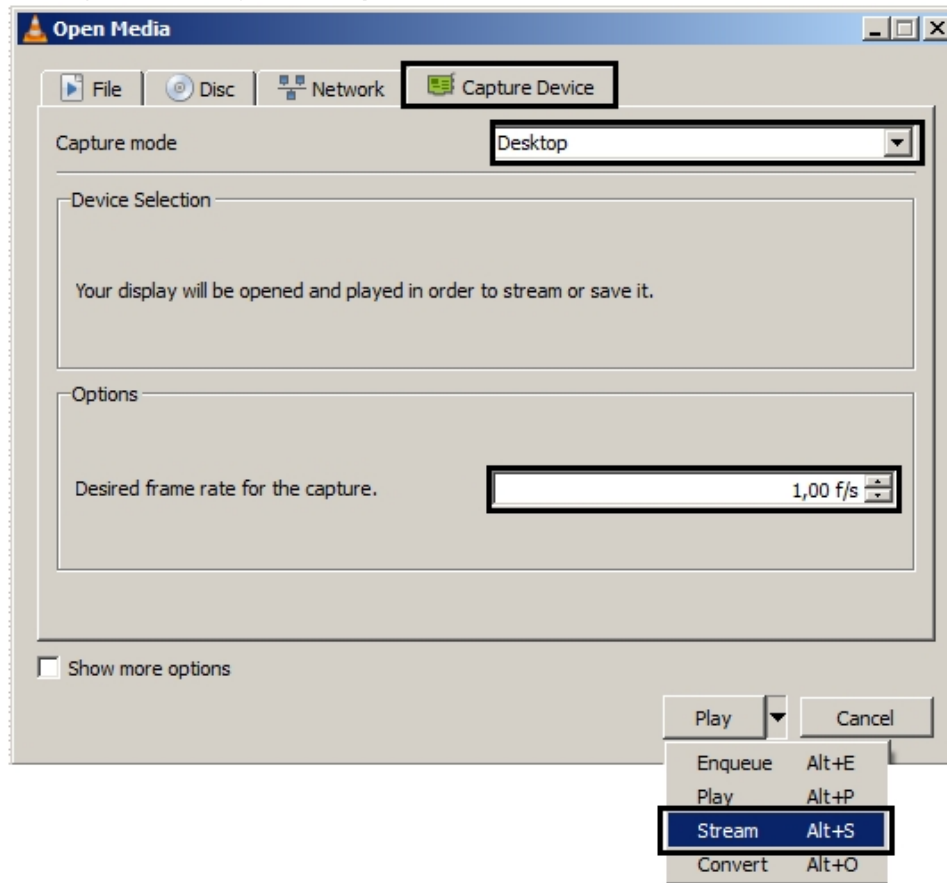
Example of the VLC Media Player configuring for transmitting video from computer monitor to the *Intellect* by the RTSP protocol is presented in this section. Configuring of the Intellect software package to receive and record this video stream is performed by standard means as described in the [Configuring rtsp Server module](#) and [Selecting the disks for video archive storage](#) sections.

Configuring the VLC Media Player for transmitting video from computer monitor to the Intellect software package by the RTSP protocol is performed the following way:

1. Run the VLC Media Player.
2. Select the **Open Network Stream...** in the **Media** menu.



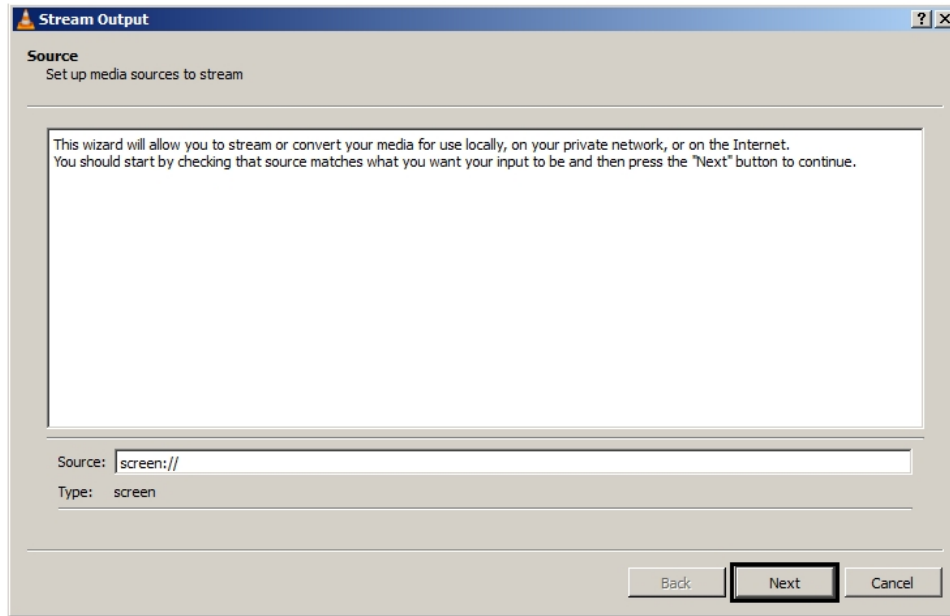
3. In the opened window go to the **Capture Device** tab.



4. In the **Capture mode** drop-down list select the **Desktop** value.

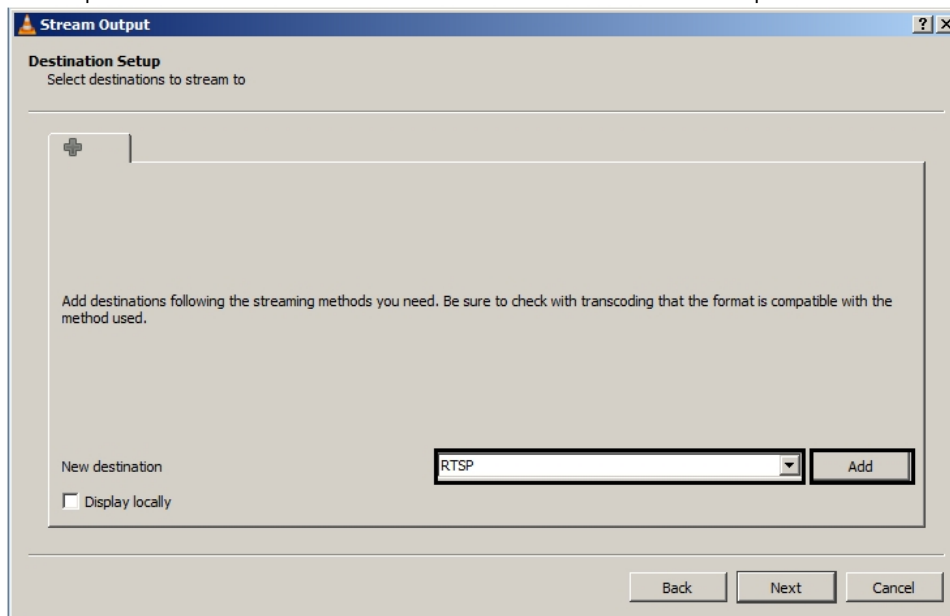
5. Set the desired frame rate for the capture in the corresponding field.

6. In the **Play** list select the **Stream** value. As a result the **Stream Output** window will open.

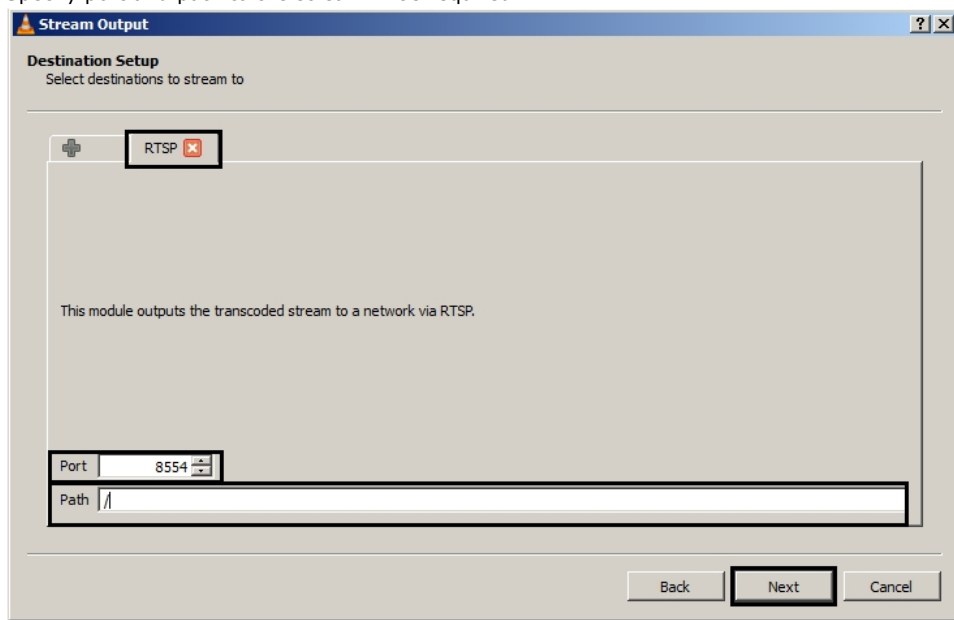


7. Click the **Next** button.

8. In the opened window select the **RTSP** value in the **New destination** drop-down list and click **Add** button.

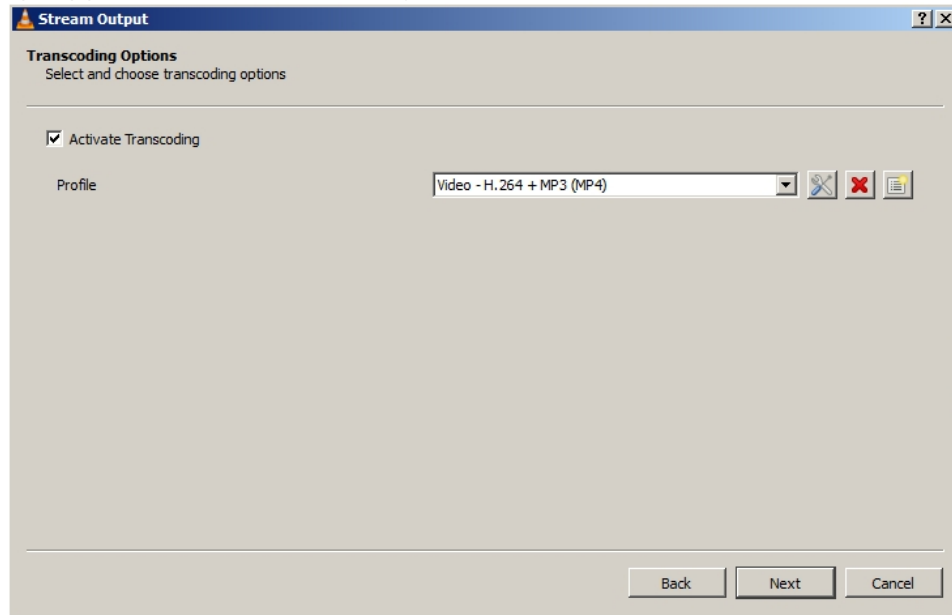


9. Go to the **RTSP** tab.
10. Specify port and path to the stream if it's required.

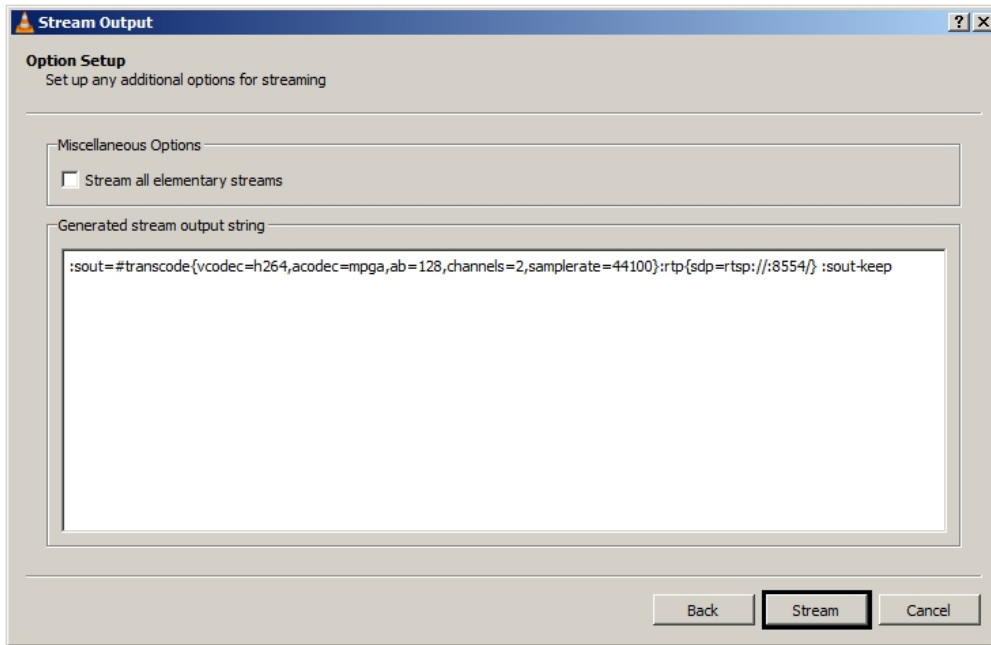


11. Click **Next** button.

12. Specify parameters of video transcoding and click **Next** button.



13. Click **Stream** button in the opened window.



After that configure receiving of the RTSP stream and its record to the archive in the Intellect software package – see [Configuring multimedia receipt using RTSP protocol](#) and [Selecting the disks for video archive storage](#) sections.

Configuring of the VLC Media Player for transmitting video from computer monitor by the RTSP protocol to the Intellect software package is completed.